



Royal Magazine, Volume 3
November 27, 2023



Joseph Mayo
giuntielt@giunti.it







FOR THE TEACHER

YEAR 2

FACE

1

Face Vocabulary, Worksheet 2.1.
A new coin and stamp to celebrate King Charles the 3rd!
Read the text below and then start exercise one.
Tell the children:
"Point and say the words, then match the words and pictures".



FOR THE TEACHER TO READ

NEW COINS FOR THE KING

Let's celebrate and draw King Charles on the new coin.
King Charles has got a round face.
He has got blue eyes and thin eyebrows.
He has got a long nose and a small mouth.
He has got short, grey hair.
He has got big ears.

2

Students draw the King's head on the coin!
First read the text again and ask the students to follow on their worksheet.

Option 1: Read the description a third time while the students draw King Charles's face on the coin and stamp.
Option 2: Students work together, reading the text and drawing the King's head on the coin and stamp.



NEW WORDS

coin: moneta
stamp: francobollo
eyebrows: sopracciglia

© 2023 Giunti Scuola S.r.l. Firenze

MORE ACTIVITIES ON THE LAST PAGE OF THE ROYAL MAGAZINE!

ROYAL MAGAZINE | PAGE 8

Face: New coins for the King!

SCHEDA 2.1

1

Match the picture and words.

Thin eyebrows Round face Blue eyes Big ears
Coin Small mouth Long nose Short grey hair

2

Listen, read and draw King Charles.

Let's celebrate and draw King Charles on the new coin.
King Charles has got a round face.
He has got blue eyes and thin eyebrows.
He has got a long nose and a small mouth.
He has got short grey hair.
He has got big ears.



3

NOW YOU!
Draw your face on a coin!



© 2023 Giunti Scuola S.r.l. Firenze




GIUNTI
EnglishLanguageTeaching





1

LISTEN TO THE TEACHER.
POINT TO THE FAMILY MEMBERS AND REPEAT THE NAMES.



Scuola S.r.l. Firenze





FOR THE TEACHER TO READ

ROYAL ANIMAL QUIZ!

1. The Royal Family have got a horse, Dolly.
2. King Charles has got a fish.
3. Prince Louis likes an Elephant called Jumbo.
4. Prince William and Kate Middleton have got a hamster.

ANIMALS: ROYAL PETS

SCHEDA 1.2

1 CIRCLE THE CORRECT ANIMAL.

1				
2				
3				
4				





FOR THE TEACHER TO READ

NEW COINS FOR THE KING

Let's celebrate and draw King Charles on the new coin.
King Charles has got a round face.
He has got blue eyes and thin eyebrows.
He has got a long nose and a small mouth.
He has got short, grey hair.
He has got big ears.

2

Listen, read and draw King Charles.

Let's celebrate and draw King Charles on the new coin.


King Charles has got a **round face**.

He has got **blue eyes** and **thin eyebrows**.

He has got a **long nose** and a **small mouth**.

He has got **short grey hair**.

He has got **big ears**.



Firenze





Food: The Royal Party

1 CORONATION DAY • INVITATION

Listen to the announcement and complete the notes.

THE ROYAL EVENT

Where:

When:

Time:

Food:

Entertainment:

Clothes:

FOR THE TEACHER TO READ



GIUNTI
English Language Teaching

ANNOUNCEMENT

Dear students,

You are invited to the celebration of **King Charles the 3rd's Coronation**.

It is at **Westminster Abbey and Buckingham Palace** on Saturday **May 6, 2023**.

The ceremony starts at **11:00 am** and then there is a party in the garden. There are **sandwiches, pizza, burgers and cakes** to eat. There is a **disco**, too. Everybody can dance and have fun.

Please wear your **best clothes**.







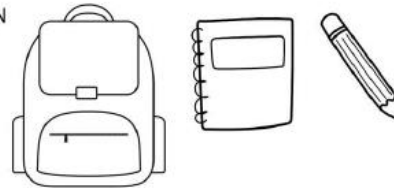
GETTING READY FOR SCHOOL

SCHEDA 1.1

1 LISTEN AND CIRCLE THE SCHOOL OBJECT. USE GREEN FOR PRINCE GEORGE AND RED FOR PRINCESS CHARLOTTE.



2 DRAW AND COLOUR WHAT IS IN YOUR SCHOOL BAG.



© 2023 Giunti Scuola S.r.l. Firenze



GIUNTI ELT EnglishLanguageTeaching



GIUNTI ELT EnglishLanguageTeaching

GIUNTI Scuola star bene a scuola



SCHOOL DAY

SCHEDA 2.1



1 Circle the 10 differences. Can you find them?



2 Listen to the story. Tick the days when George and Charlotte go to school.

- | | | | |
|-----------|-------------------------------------|----------|--------------------------|
| Monday | <input checked="" type="checkbox"/> | Friday | <input type="checkbox"/> |
| Tuesday | <input type="checkbox"/> | Saturday | <input type="checkbox"/> |
| Wednesday | <input type="checkbox"/> | Sunday | <input type="checkbox"/> |
| Thursday | <input type="checkbox"/> | | |



3 Design your classroom!
Draw your classroom in your exercise book.



© 2023 Giunti Scuola S.r.l. Firenze

GIUNTIELT
English Language Teaching



GIUNTIELT
English Language Teaching

GIUNTI Scuola
star bene a scuola



GIUNTI Scuola
star bene a scuola.

Libri Materiali didattici Riviste Eventi e formazione Progetti speciali BES e sostegno

Cosa stai cercando?

- English culture video
- Feste e festività
- Feste e festività video
- Grammar e vocabulary
- Grammar e vocabulary video
- Tongue Twister video
- Royal magazine September 2023
TESTO
- Royal magazine April 2023
TESTO

<https://www.giuntiscuola.it/raccolte/risorse-extra-giunti-elt>





FOR THE TEACHER

YEAR 1



Use the worksheet first to teach new words.
TPR Activity ideas:

- Listen and point.** Say the words in order from left to right, and top to bottom. Ask the students to indicate the correct object.
- Point to the ...** (select an object from the worksheet, any order).
- Sequences.** Choose a series of objects that the student must then indicate in the same order.
- Bingo.** Ask the students to circle six words/images. Call the words out in any order. The students have to mark an x through the circled word/image when they hear it called. The winner is the first to put an x in all 6 words/images.

- The students have to decide what present belongs to who and connect the two with a line. They should try and distribute the presents equally between the three Royals.



NEW WORDS

Colouring book: libro per colorare
Teddy bear: orsacchiotto
Crayons: pastelli
Jigsaw puzzle: puzzle

Train: treno
Doll: bambola
Toy car: macchinina
Building blocks: costruzioni

CHRISTMAS TOYS

SCHEDA 1.2

- CHOOSE WHAT PRESENT TO GIVE TO GEORGE, CHARLOTTE OR LOUIS.



GEORGE



CHARLOTTE



LOUIS



COLOURING BOOK



TEDDY BEAR



BALL



VIDEOGAME



CRAYONS



JIGSAW PUZZLE



DOLL



BUILDING BLOCKS



TOY CAR



TRAIN

- DRAW WHAT PRESENT YOU WANT FOR CHRISTMAS IN YOUR EXERCISE BOOK.

© 2023 Giunti Scuola S.r.l. Firenze



GIUNTIELT
 EnglishLanguageTeaching



GIUNTIELT
 EnglishLanguageTeaching

GIUNTI Scuola
 star bene a scuola



WARM CLOTHES

SCHEDA 2.2



1 Play the game in pairs.

You need: 2 dice and 6 coloured pens.

1. Roll the **first dice** to decide the colour.
2. Roll the **second dice** to choose the clothes item.
3. Draw and colour the clothes onto the Princes and the Princess.
4. Take it in turns with your classmate.
5. Complete all 3 outfits to win! _____

Colours



1. **Pink**
2. **Brown**
3. **Blue**
4. **Orange**
5. **Yellow**
6. **Green**

Clothes



1. **Coat**
2. **Scarf**
3. **Boots**
4. **Hat**
5. **Gloves**
6. **Earmuffs**



EXAMPLE



First dice:
5 = yellow



Second dice:
3 = boots



Yellow Boots



Prince George



Prince Louis



Princess Charlotte

© 2023 Giunti Scuola S.r.l Firenze

2

Design your own winter outfit. Draw it in your exercise book!

1 Rules of the game

- Students can work in groups between 2 and 4 classmates.
- Each student rolls the dice twice. The first dice is the colour (e.g. 1 = pink) and the 2nd dice is the clothes item (e.g. 4 = hat).
- Then they choose to put the clothes item on George, Louis or Charlotte.
- If they cannot add the item to any of the 3 royal children (because they are already wearing a hat, for example) then the student waits until their next turn and rolls the dice again.
- The winner is the student who completes the three children's outfits first.

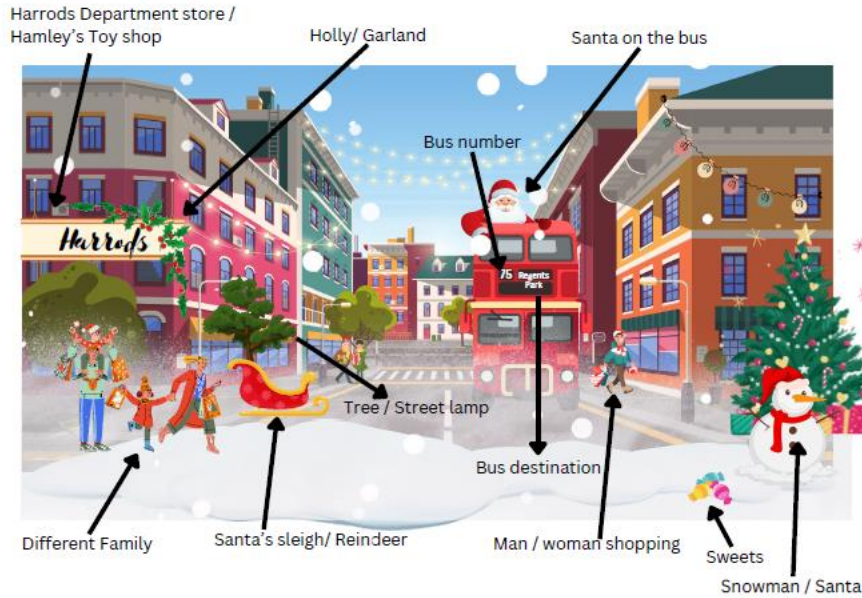




FOR THE TEACHER

YEAR 3

1 Put students in pairs and let them find the 11 differences below.



Activities

- True or False: There is/ isn't /are /aren't (object) in picture (1/2)
- Where is it: Is the man **next to** the bus or **opposite** the bus ?
- Sentences: In picture (1/2) there is a _____.



NEW WORDS

Tree: albero
Family: famiglia
Toy shop: negozio di giocattoli
Department store: grande magazzino
Reindeer: renna

Sweet: dolciume
Snowman: pupazzo di neve
Garland: ghirlanda
Holly: agrifoglio

MORE ACTIVITIES ON THE LAST PAGE OF THE ROYAL MAGAZINE!

CHRISTMAS SHOPPING

SCHEDA 3.2

1 Circle eleven differences.



2 In your exercise book, draw a street in your city in winter.



Procedure:

- **Italian Winter Festivals:** ask students what winter festivals they know (Christmas, Santa Lucia, Epifania...).
- **Hand out the worksheets:** one per pair or small group.
- **Name the objects:** in pairs, students try to say as many words associated with the images as they can (girl, dragon, candles, Christmas tree, fire, turkey, party, presents).
- **New words:** indicate the image, say and ask students to repeat: Fireworks, Candleholder, Sweden and Sweet pastry.
- **Name the festivals:** in pairs, students try to match the name of the festival to its description.
- **Listen and check:** read out the text and have students listen and check their answers.

WORLD WINTER FESTIVALS SCOREDA=2

1 Match the names to the festivals.

Christmas	Thanksgiving	Hogmanay	New Year's Eve	Hanukkah
Boxing Day	Diwali	Chinese New Year	Saint Lucy's Day	

Christmas
A Christian festival on December 25th with gifts and lights.

Thanksgiving
A day to give thanks for the harvest of the past year.

Hogmanay
The day after Christmas when people give gifts to the poor.

Chinese New Year
A celebration of the lunar new year with dragons and lanterns.

Saint Lucy's Day
A Swedish festival where girls wear crowns of candles and bring sweet pastries.

Hanukkah
A Jewish festival of lights lasting eight days.

Diwali
A Hindu festival celebrating light.

Boxing Day
The day after Christmas when people give gifts to the poor.

Dragon
A celebration of the lunar new year with dragons and lanterns.

Fireworks
A celebration of the New Year with big parties and bonfires.

Candleholder
A Jewish festival of lights lasting eight days.

Sweet pastry
Thought before a new year begins, with fireworks and parties.

1 Read this text slowly, two or three times.

Christmas: A Christian festival on December 25th with gifts and lights.
Hogmanay: Scottish celebration of the New Year with big parties and bonfires.
Thanksgiving: A day to give thanks for the **harvest*** of the past year.
New Year's Eve: The night before a new year begins, with fireworks and parties.
Hanukkah: A Jewish festival of lights lasting eight days.
Boxing Day: The day after Christmas when people give gifts to the poor.
Diwali: A Hindu festival of celebrating light over darkness.
Chinese New Year: A celebration of the lunar new year with dragons and lanterns.
Saint Lucy's Day: A Swedish festival where girls wear crowns of candles and bring sweet pastries.

*harvest = The custom of a "harvest festival" or "thanksgiving" can be translated into Italian as "Festa del Raccolto" (Festival of the Harvest).



NEW WORDS

- | | |
|--------------------------------------|--|
| Dragon: drago | Candleholder: porta candele |
| Candle: candela | Sweden: svedese |
| Fireworks: fuochi d'artificio | Sweet pastry: pasticceria dolce |

1 Match the names to the festivals.

- | | |
|----------------|------------------|
| Christmas ✓ | Boxing Day |
| Thanksgiving | Diwali |
| Hogmanay | Chinese New Year |
| New Year's Eve | Saint Lucy's Day |
| Hanukkah | |



Christmas

A Christian festival on December 25th with gifts and lights.



A day to give thanks for the harvest of the past year.



The day after Christmas when people give gifts to the poor.



A celebration of the lunar new year with dragons and lanterns.



A Swedish festival where girls wear crowns of candles and bring sweet pastries.



A Jewish festival of lights lasting eight days.



Scottish celebration of the New Year with big parties and bonfires.



A Hindu festival celebrating light.



The night before a new year begins, with fireworks and parties.





ROYAL WINTER GAME

SCHEDA 5.2



1 Let's play! You need a dice and a counter for each player



Roll the **Challenge**

- Say 5 Royal family members.
- Sing "We Wish You a Merry Christmas".
- Count backwards from 10 to 1.
- What are the 4 seasons?
- Say 5 clothing items.
- Name 5 famous places in London.

FINISH

© 2023 Giunti Scuola S.r.l. Firenze





MORE ACTIVITIES

YEAR 1

Human bingo: Give a word from the worksheet on a piece of paper to each student. Make duplicates as necessary. Everyone stands up. Call the words out in any order. Students sit down when they hear their words. The last students standing are the winners.

Toys and Presents: Students can draw what they want to receive at Christmas but more importantly what they want to give to their friends and family.

YEAR 2

Weather Actions: Pre-teach some actions or signs for rainy, windy, sunny, snowy, and cloudy. Say "Pretend it's ...(rainy/windy/sunny...)" and see if the students react with the appropriate mime.

Clothes combos: Have students write down or colour six combinations of colour and clothing item (e.g blue hat, yellow gloves, green scarf etc...). Use the same 2 dice lists from the worksheet. Students take it in turns to try and roll the correct combination of dice to match the clothes combinations they chose.

YEAR 3

Italian Festive Feast: Have students think of a typical or creative Italian menu for the winter. Write the words: **Starter / Primo - Main course / Secondo - Dessert or Pudding / Dolce** on the board

Draw your city: Using the street scenes in the Spot the Difference activity as a guide, students draw a sketch of a street in their city or from their own imagination. They can add objects and form sentences using "there is, there are" to describe their sketch.

YEAR 4

Memory Drawing: Ask the students to put away the worksheet. Towards the end of the lesson or in the next lesson ask students to draw or write down the vocabulary that they remember from the winter activities worksheet.

Local Festival: Have students think of a local winter festival or celebration (e.g. a sagra or saint day). In pairs, they can design a poster with informations about the festival and some history behind it .

YEAR 5

More listening: Read this short story to the children slowly and repeat as necessary. Students circle the image on the worksheet when they hear the word.

Prince George, Princess Charlotte, and Prince Louis are in the Palace. It is the 31st of December and the royal children are excited about the special New Year's Eve party. It is 8 p.m., and they have a lot of fun activities planned. They eat French fries, pizza, muffins and they drink fruit juice. Then there is dancing and bowling and exciting games like musical chairs, and Twister. When the clock strikes midnight, they shout, "Happy New Year!"






EXTRA ACTIVITIES

Scan the QR Codes or follow the links and gain access to exclusive bonus material about Christmas!



ALL ABOUT SANTA



<https://www.giuntiscuola.it/materiali/all-about-santa>

ADVENT CALENDAR



<https://www.giuntiscuola.it/materiali/advent-calendar>

RUDOLPH THE REINDEER



<https://www.giuntiscuola.it/materiali/rudolph-reindeer>

TWELVE DAYS OF CHRISTMAS



<https://www.giuntiscuola.it/materiali/twelve-days-christmas>

THE REINDEER NEED OUR HELP ARTS & CRAFTS



<https://www.giuntiscuola.it/raccolte/dattica-live-reindeer-need-our-help>

LABORATORIO DI CLASSE




<https://www.giuntiscuola.it/materiali/laboratori-di-classe-storytelling-con-educo-christmas>

© 2023 Giunti Scuola S.r.l. Firenze

ROYAL MAGAZINE | PAGE 25







To download your Royal Magazine:

<https://www.giuntiscuola.it/raccolte/risorse-extra-giunti-elt>

Thank You!!

Facebook:

<https://www.facebook.com/ilikeenglishgiuntielt>

Email:

giuntielt@giunti.it

