


NOME CLASSE DATA

MOLTI O POCCHI?



- **CERCHIA** IL GRUPPO DOVE CI SONO **MOLTI** BAMBINI.


ESEMPIO



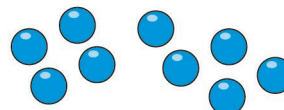
ORA PROVA TU!



- **CERCHIA** IL CESPUGLIO DOVE CI SONO **POCHI** FIORI.



- **CERCHIA** IL GRUPPO DOVE CI SONO **MOLTI** PALLINI.




NOME..... CLASSE DATA


DI PIÙ O DI MENO? / 1

- RITAGLIA E INCOLLA SOTTO AI DISEGNI **DI PIÙ** E **DI MENO**.

ESEMPIO





DI PIÙ



DI MENO

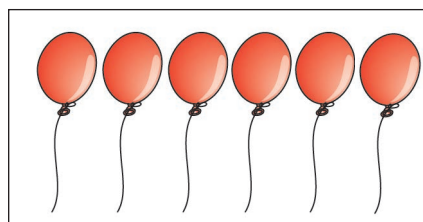
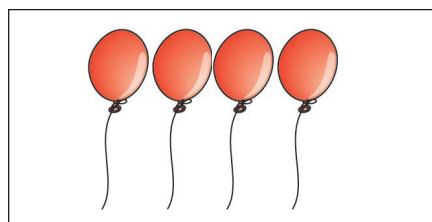
ORA PROVA TU!



DI PIÙ

DI MENO

- RITAGLIA E INCOLLA SOTTO AI DISEGNI **DI PIÙ** E **DI MENO**.







DI PIÙ

DI MENO

NOME..... CLASSE DATA

DI PIÙ O DI MENO? / 2



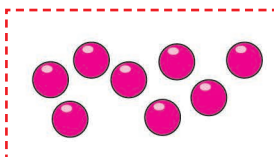


- RITAGLIA I DISEGNI DEI PALLONCINI E INCOLLALI IN ORDINE DA QUELLO DOVE CE NE SONO **DI MENO** A QUELLO DOVE CE NE SONO **DI PIÙ**.



DI MENO

DI PIÙ

- RITAGLIA I DISEGNI DEI PALLINI E INCOLLALI IN ORDINE DA QUELLO DOVE CE NE SONO **DI MENO** A QUELLO DOVE CE NE SONO **DI PIÙ**.



DI MENO


DI PIÙ

NOME CLASSE DATA


TANTI... QUANTI...

- OSSERVA: CI SONO TANTI FIORI  QUANTE API .

ESEMPIO

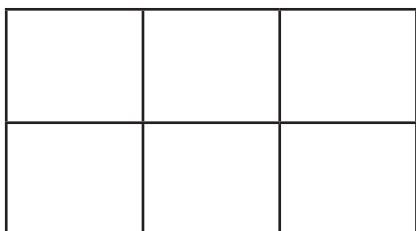


TANTI FIORI...




... QUANTE API

- DISEGNA TANTE STELLE  QUANTE FARFALLE .

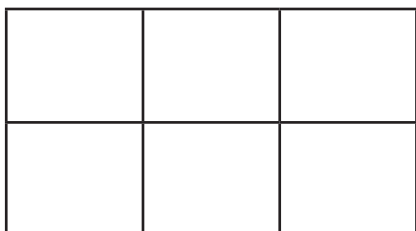


TANTE STELLE...

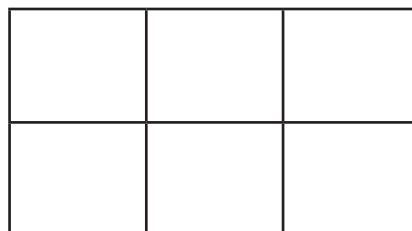


... QUANTE FARFALLE

- DISEGNA TANTE CROCETTE  QUANTE PALLINE .



TANTE CROCETTE...



... QUANTE PALLINE