

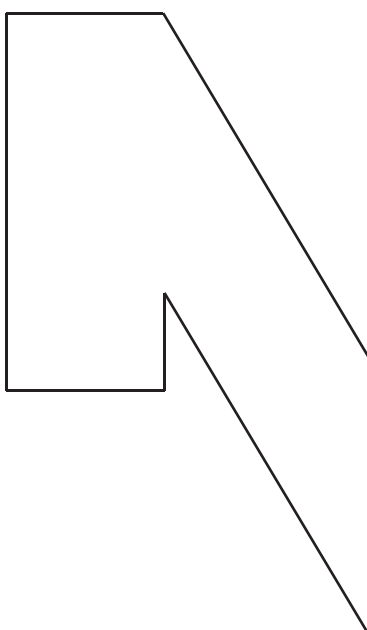
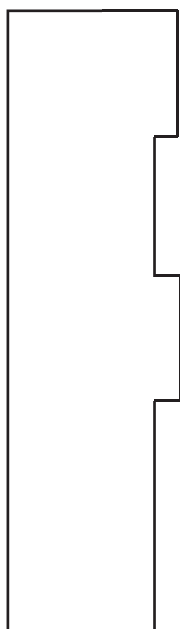


Nome ..... Classe ..... Data .....

## LETTERE A PEZZI/1

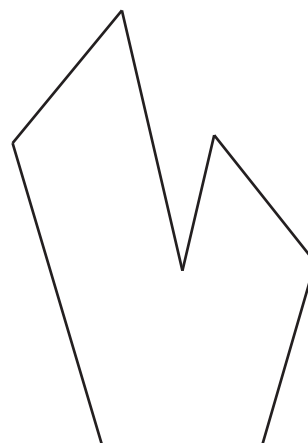
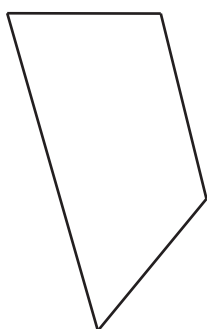
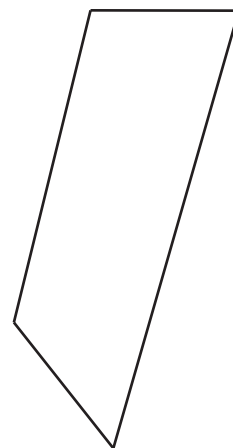
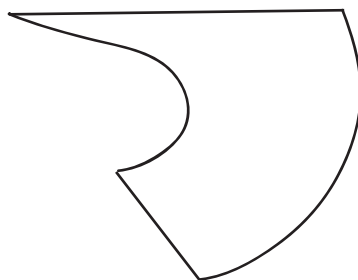
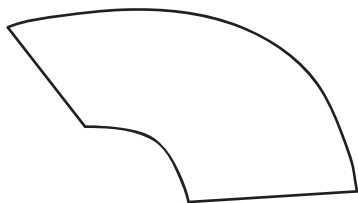
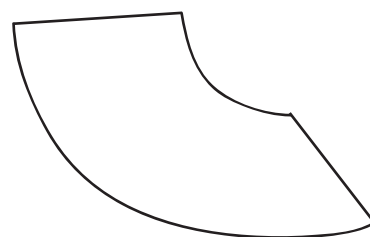
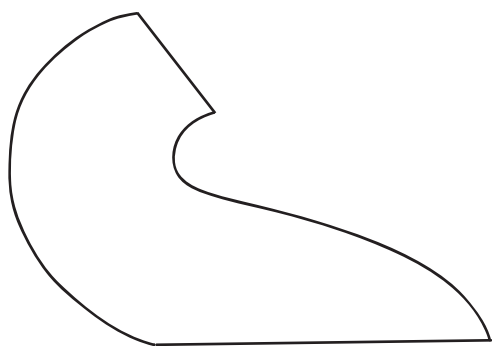
- TROVA LE PARTI CHE COMPONGONO LA LETTERA N E LA LETTERA P, POI INCOLLALE SU UN FOGLIO.



Nome ..... Classe ..... Data .....

## LETTERE A PEZZI/2



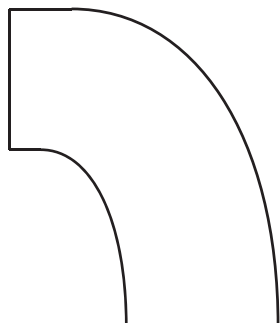
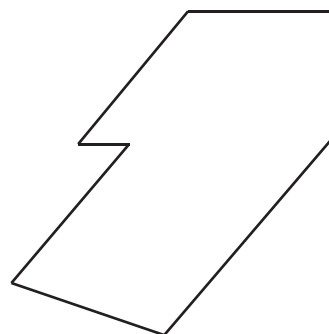
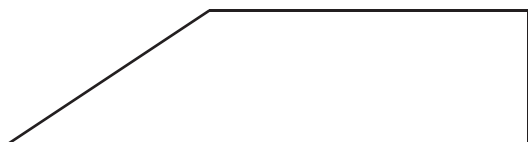
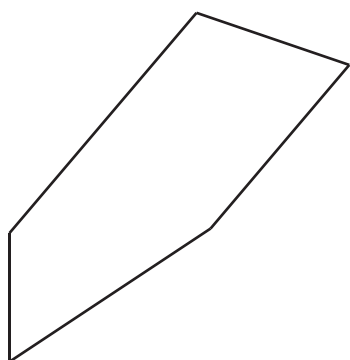
- TROVA LE PARTI CHE COMPONGONO LA LETTERA S E LA LETTERA V, POI INCOLLALE SU UN FOGLIO.



Nome ..... Classe ..... Data .....

## LETTERE A PEZZI/3


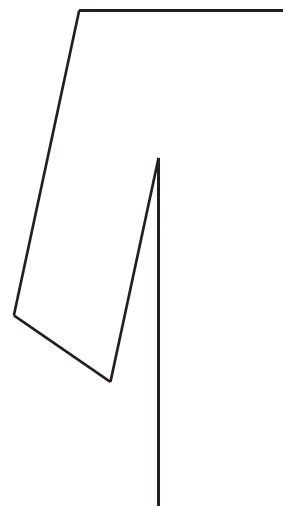

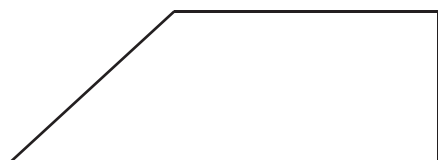
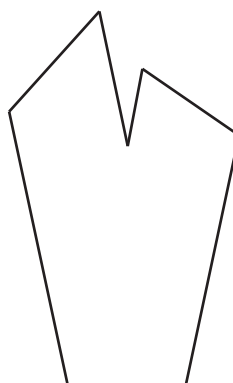
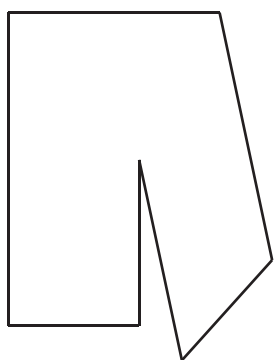
- TROVA LE PARTI CHE COMPONGONO LA LETTERA Z E LA LETTERA D, POI INCOLLALE SU UN FOGLIO.



Nome ..... Classe ..... Data .....

## LETTERE A PEZZI/4

- TROVA LE PARTI CHE COMPONGONO LA LETTERA M E LA LETTERA L, POI INCOLLALE SU UN FOGLIO.



Nome ..... Classe ..... Data .....

## LETTERE A PEZZI/5

- TROVA LE PARTI CHE COMPONGONO LA LETTERA T E LA LETTERA R, POI INCOLLALE SU UN FOGLIO.

