


Nome Classe Data

MAKING A CHRISTMAS CRACKER


- **Scheda per l'insegnante:** proponiamo ai bambini la realizzazione di un manufatto seguendo le istruzioni.



1. Put some straw (or cotton fluff, paper) into the cardboard cylinder.




2. Put a candy and a motto into the cardboard cylinder.



3. Add some more straw.



4. Wrap the cylinder with the decorated paper and fix it with cello tape or glue.



5. Tie the ends of the paper with a coloured ribbon.

