




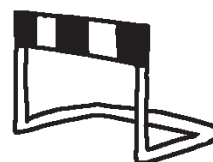





### A QUALE AMBIENTE APPARTIENE?

- Collega ogni elemento al suo ambiente.



INDIVIDUARE LA RELAZIONE TRA ELEMENTI, FUNZIONI E AMBIENTI.