


W 2

il TUTTO ESERCIZI

INGLESE



VIVA VIVA
CI ALLENIAMO,
SEMPRE PIÙ NOI
MIGLIORIAMO!



SCRIVI QUI IL TUO NOME

PER RICOMINCIARE

- 3 Greetings all day long!
- 4 Back to school!
- 5 My family
- 6 My pet, my best friend
- 7 Let's play!

UNIT 1

- 8 Get ready for school!
- 9 Happy birthday!
- 10 My crazy family
- 11 My family and me
- 12 **Tutto ripasso – Let's revise!**

UNIT 2

- 13 Funny faces
- 14 My body can ...
- 15 Fun on the farm
- 16 What can farm animals do?
- 17 **Tutto ripasso – Let's revise!**


UNIT 3

- 18 Home sweet home
- 19 In my classroom
- 20 Food is good!
- 21 **Tutto ripasso – Let's revise!**
- 22 **Test finale – Now, it's up to you!**
- 23 Wordlist



NELL'INSERTO **STRUMENTI ATTIVI**
GOOD FOOD GOOD ENERGY
 ATTIVITÀ DI EDUCAZIONE CIVICA **CLIL**

I QR code presenti nelle pagine permettono di ascoltare direttamente la traccia audio del testo per verificare gli esercizi.



Inquadra con il tablet o lo smartphone e ascolta l'audio.

**Soluzioni degli esercizi,
 audio e tapescripts on line su
 GIUNTISCUOLA.IT.**



MEMO

morning: mattino

afternoon: pomeriggio

evening: sera


night: notte

- 1 Osserva e indica con una **X** il saluto giusto.
 Poi ascolta e controlla.



- 0 ☒ Good morning!
☐ Good evening!

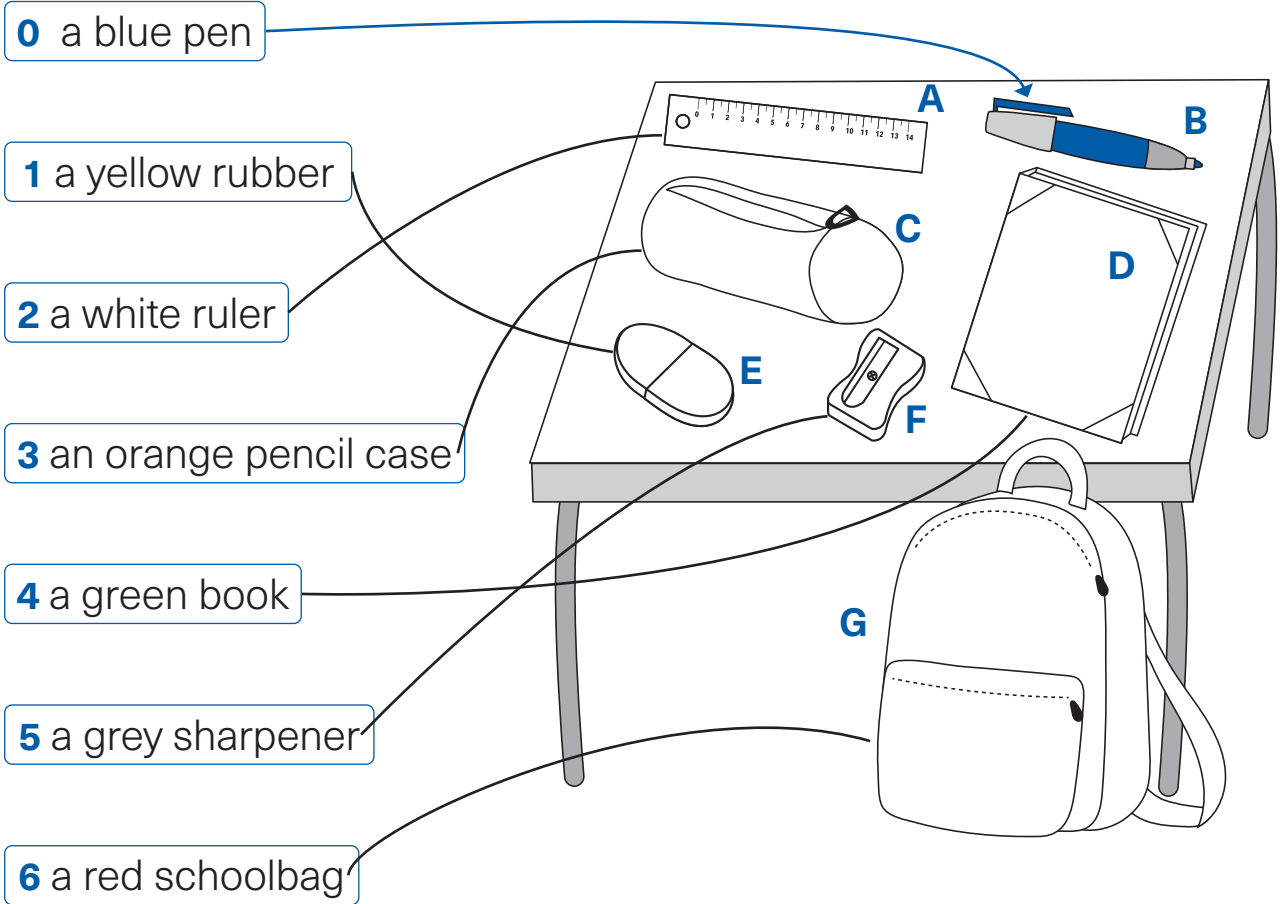
- 1 ☐ Good night!
☒ Good afternoon!



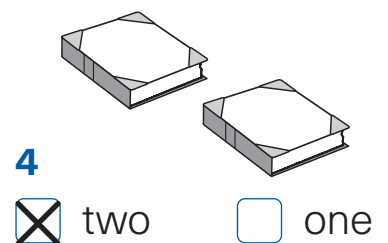

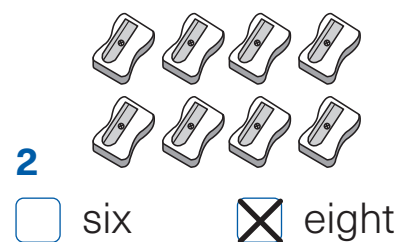

- 3 ☐ Good afternoon!
☒ Good night!

- 2 ☒ Good evening!
☐ Good morning!

- 1** Collega ogni didascalia all'oggetto giusto.
Poi colora secondo le indicazioni.



- 2** Conta gli oggetti e indica con una **X** la parola giusta.



1 Leggi e indica con una **X** la persona giusta.



0 Who's this?

- ☒ This is my aunt.
☐ This is my brother.



1 Who's this?

- ☐ This is my dad.
☒ This is my mum.




2 Who's this?

- ☐ This is my grandma.
☒ This is my dad.



3 Who's this?

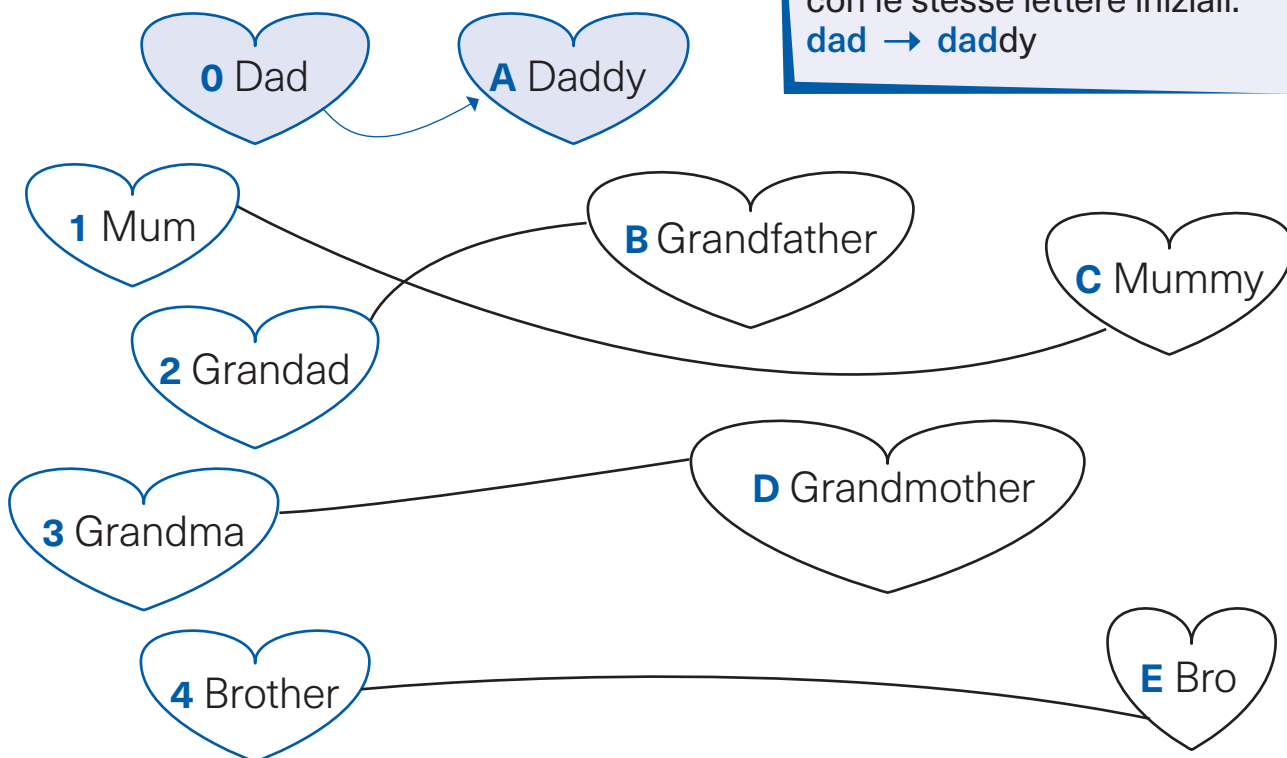
- ☐ This is my aunt.
☒ This is my brother.



4 Who's this?

- ☒ This is my grandma.
☐ This is my dad.

2 Collega i cuori con i nomi che indicano la stessa persona. Poi colorali con lo stesso colore.



CONSIGLIO

Le parole che indicano la stessa persona sono scritte con le stesse lettere iniziali:
dad → **daddy**

- 1** Ascolta e collega ogni bambino al suo animale.
 Poi colora l'animale.



0 I'm Bill.
My bird is yellow.

1 I'm Ben.
My hamster is brown.

2 I'm Sam. My cat is orange.

3 I'm Kim.
My tortoise is green.

4 I'm Sue.
My dog is black and white.

A

B

C

D

E


- 2** Osserva il disegno e scrivi *Yes, it is* oppure
 Poi ascolta e controlla.



- 0** Is it a tortoise?
No, it isn't.



- 1** Is it a guinea pig?
Yes, it is.



- 2** Is it a rabbit?
Yes, it is.



- 3** Is it a hamster?
No, it isn't.




- 4** Is it a cat?
No, it isn't.

- 1** Osserva le immagini. Indica con una **X** i giochi che vedi. Colora secondo le indicazioni. Poi ascolta e controlla.



MEMO

toy car: macchinina



- 0** ☒ A blue robot
☒ A green video game
☒ A yellow bike
☐ A brown soft toy

- 1** ☒ A red bike
☒ A grey skateboard
☐ An orange video game
☒ A pink toy car



- 2** ☒ A black ball
☐ A yellow skateboard
☒ An orange doll
☒ A blue soft toy

GET READY FOR SCHOOL!

1 Abbina i comandi ai disegni giusti.

0 Stand up

1 Read

2 Write

3 Sing

4 Open your book


A



B




C



E

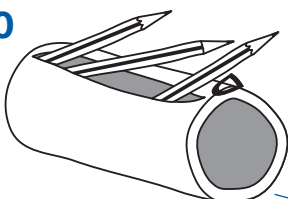


D

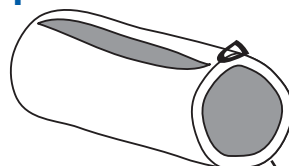


2 Collega ogni oggetto alla sua descrizione.


0




1



2



3



4



5



MEMO

full: pieno

empty: vuoto

A a full pencil case

B an empty pencil case

C a big schoolbag

D a short pencil

E a small schoolbag




F a long pencil




HAPPY BIRTHDAY!

- 1** Collega le frasi al numero giusto. Poi colora secondo le indicazioni.

MEMO

I numeri da 13 a 19 finiscono tutti con **-teen**.

A  **B**  **C** 

D  **E**  **F** 

0 Fourteen is blue.
1 Fifteen is green.
2 Thirteen is red.
3 Nineteen is black.
4 Eighteen is brown.
5 Twenty is purple.

- 2** Osserva i disegni e rispondi alle domande. Poi ascolta e controlla.

MEMO

How old are you?:
Quanti anni hai?



- 0** How old are you, Tom? **I'm twelve.**



- 1** How old are you, Sally? **I'm eight.**



- 2** How old are you, Charlie? **I'm sixteen.**



- 3** How old are you, Lily? **I'm ten.**




- 4** How old are you, Jane? **I'm eleven.**

MY CRAZY FAMILY


- 1** Leggi e ascolta le frasi. Poi osserva il disegno e indica ogni membro della famiglia con il numero corrispondente.



- | | |
|-------------------------------|-------------------------------|
| 0 My mum is happy. | 3 My brother is crazy. |
| 1 My dad is surprised. | 4 My grandad is tired. |
| 2 My sister is bored. | 5 My grandma is hot. |



- 2** Ascolta: se quello che senti corrisponde al disegno, metti una X.



1 Cousin Sarah



2 Cousin Matt



3 Uncle



4 Aunt

MY FAMILY AND ME


UNIT 1

1 Leggi le frasi e numera i disegni.

- 0** I'm Miss Green. I'm cold.
- 1** I'm Mr Blue. I'm crazy.
- 2** I'm Mrs Purple. I'm surprised.

MEMO

Mr (Mister): signore
Mrs (Misses): signora
Miss (Miss): signorina



0



2



1


2 Leggi i testi, osserva e colora le parole giuste.

▶ Poi ascolta e controlla.



I'm Violet.
 I love my parents and
 my grandparents.

0 This is Mrs Black. She is
 my grandad grandma.
 She is bored angry
 today.



1 This is Mr Black. He is
 my grandad grandma.
 He is surprised crazy
 today.



2 This is Mr White.
 He is my mum dad.
 He is sad scared
 today.




3 This is Mrs White.
 She is my mum dad.
 She is happy tired
 today.



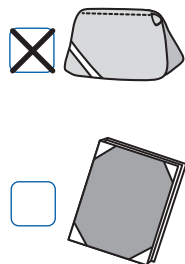
LET'S REVISE!

1 Leggi e indica con una **X** l'oggetto indicato.

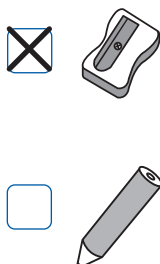
0 book




1 pencil case



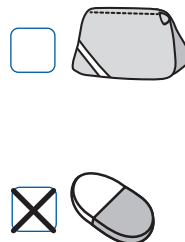
2 sharpener



3 ruler



4 rubber



2 Guarda il disegno e completa.

This is my family


brother • dad • mum • ~~baby~~ sister

0 Who's that? **It's my baby sister**

1 Who's that? **It's my brother**

2 Who's that? **It's my mum**

3 Who's that? **It's my dad**



3 Guarda i disegni e rispondi **Yes, he / she is** oppure **No, he / she is not**.



0

Is she happy?

No, she is not.



1

Is he sad?


Yes, he is.



2

Is he bored?

No, he is not.



3

Is she scared?

Yes, she is.

FUNNY FACES


- 1** Leggi e completa con la parola giusta. Poi ascolta e controlla. Colora secondo le indicazioni.



eyes • nose • ears • legs • ~~mouth~~



- 0** I'm a guinea pig.
I'm black and white.
I've got a small mouth.



- 1** I'm a rabbit.
I'm grey. I've got
long ears.

MEMO


I've got: io ho,
io possiedo
I haven't got:
io non ho,
io non possiedo



- 2** I'm a hamster.
I'm brown. I've got
a small nose.



- 3** I'm a cat.
I'm orange. I've got
big eyes.



- 4** I'm a tortoise.
I'm green. I've got
short legs.

- 2** Che cosa manca all'orsetto? Osserva i disegni e scrivi la parola giusta. Poi ascolta e controlla.



arms • feet • nose • mouth • ~~head~~



- 0** I haven't got
a head.



- 1** I haven't got
feet.



- 2** I haven't got
a nose.



- 3** I haven't got
a mouth.




- 4** I haven't got
arms.

MY BODY CAN...

- 1** Leggi e completa con la parola giusta.
 Poi ascolta e controlla.

ears • **eyes** • hands • nose • mouth

0 I can see with
 my **eyes**.



5



1 I can touch with
 my **hands**.

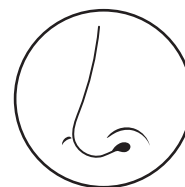


4 I can hear with
 my **ears**.

SENSES



3 I can taste with
 my **mouth**.



2 I can smell with
 my **nose**.

MEMO

see: vedere
touch: toccare
smell: odorare
taste: gustare
hear: sentire




- 2** Leggi e ascolta le frasi. Poi collegale con i disegni giusti.

I can play with my body


0 Point to your nose!



1 Wave your arms!



2 Touch your hair!



3 Stamp your feet!




4 Shake your legs!



FUN ON THE FARM

UNIT 2

- 1** Che animale è? Osserva il disegno e completa la frase.
 Poi ascolta e controlla.




0 I'm white.
 I've got two yellow
 legs. I'm a hen.

MEMO


tail: coda




1 I'm a big brown bird.
 I've got a nice tail.
 I'm a turkey.



2 I'm grey. I've got four
 legs and long ears.
 I'm a donkey.



3 I'm big. My body
 is black and white.
 I've got four legs.
 I'm a cow.



4 My body is brown
 and my head is green.
 I've got two orange
 legs. I'm a duck.

- 2** Collega ogni mamma al suo cucciolo. Poi ascolta e controlla.




0 I'm a horse.
 Wehee!



A I'm a foal.

1 I'm a cow...
 Moo!




B I'm a piglet.

2 I'm a pig...
 Oink!



C I'm a calf.

3 I'm a duck...
 Quack!



D I'm a chick.

4 I'm a hen...
 Cluck!



E I'm a duckling.

WHAT CAN FARM ANIMALS DO?

MEMO

goat: capra



- 1 Completa le frasi con **can** 👍 o **can't** 👎 e collegale con i disegni giusti. Poi ascolta e controlla.

0 A hen 👎 **can't** swim.

1 A goat 👍 **can** climb.





2 A horse 👍 **can** run.

3 A pig 👎 **can't** jump.

4 A duck 👍 **can** fly.

5 A cow 👎 **can't** swim.

6 A turkey 👎 **can't** climb.



- 2 Leggi la domanda e rispondi: **Yes, I can** 👍 oppure **No, I can't** 👎. Poi ascolta e controlla.



0 Rooster, can you run? 👍 **Yes, I can.**

1 Turkey, can you jump? 👍 **Yes, I can.**

2 Pig, can you climb? 👎 **No, I can't.**

3 Horse, can you run? 👍 **Yes, I can.**

4 Cow, can you jump? 👎 **No, I can't.**


5 Duck, can you swim? 👍 **Yes, I can.**

6 Hen, can you fly? 👎 **No, I can't.**



1 *Who's that?* Leggi e collega la descrizione al disegno giusto.

0 I've got a small mouth and short hair.



1 I've got big ears and a big nose.



2 I've got short hair and a big mouth.

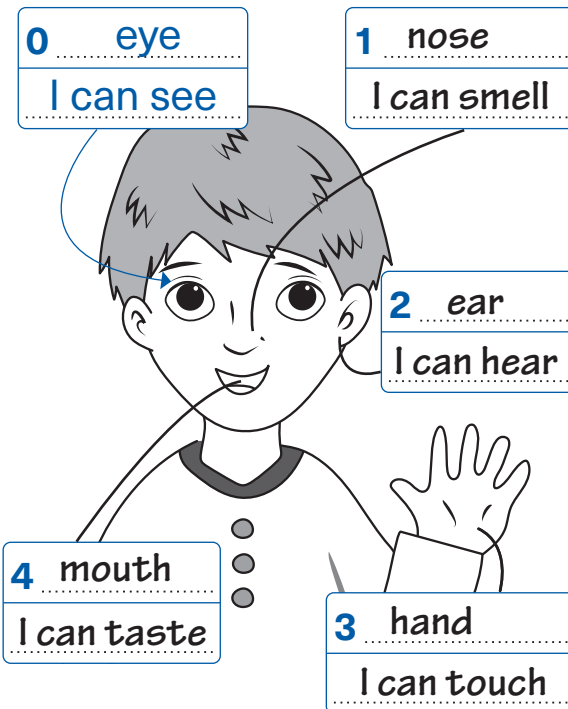


3 I've got big eyes and a small nose.



2 Scrivi nei riquadri le parti del corpo e i cinque sensi.

hand • eye • mouth • ear • nose
hear • taste • see • smell • touch




3 Osserva i disegni e completa le frasi con il nome del cucciolo e *can* / *can't* per le azioni della sua mamma.

0 I'm a foal. My mum is a horse. My mum can jump but she can't fly.

1 I'm a calf. My mum is a cow. My mum can't jump but she can run.

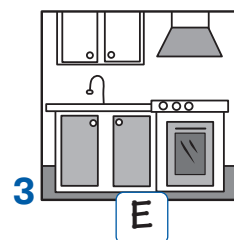
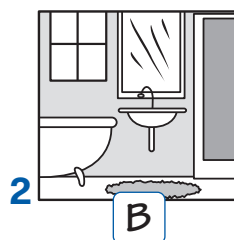
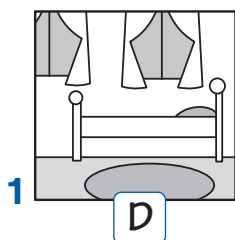
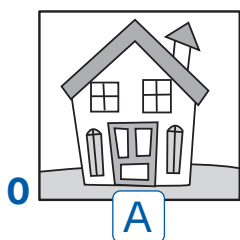
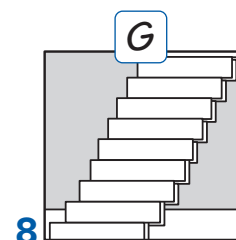
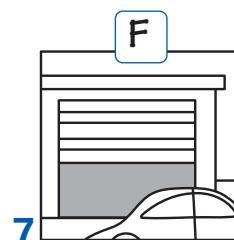
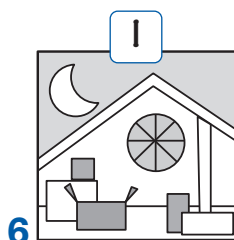
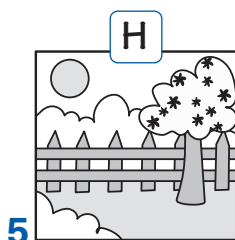
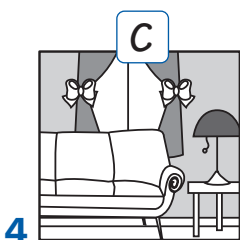
2 I'm a piglet. My mum is a pig. My mum can run but she can't climb.

3 I'm a duckling. My mum is a duck. My mum can fly but she can't climb.



HOME SWEET HOME

- 1** Abbina ogni parola al disegno giusto. Scrivi la lettera nel riquadro. Poi ascolta e controlla.

**A** house**B** bathroom**C** living room**D** bedroom**E** kitchen**F** garage**G** stairs**H** garden**I** attic

- 2** Osserva il disegno e completa le frasi con: *there is / there isn't / there are / there aren't*. Poi ascolta e controlla.

CONSIGLIO

Se l'oggetto è uno solo usa *there is / there isn't*.
Se sono molti oggetti usa *there are / there aren't*.



0 *There isn't* a chair.

1 *There is* a bed.

2 *There are* toys.

3 *There aren't* posters.

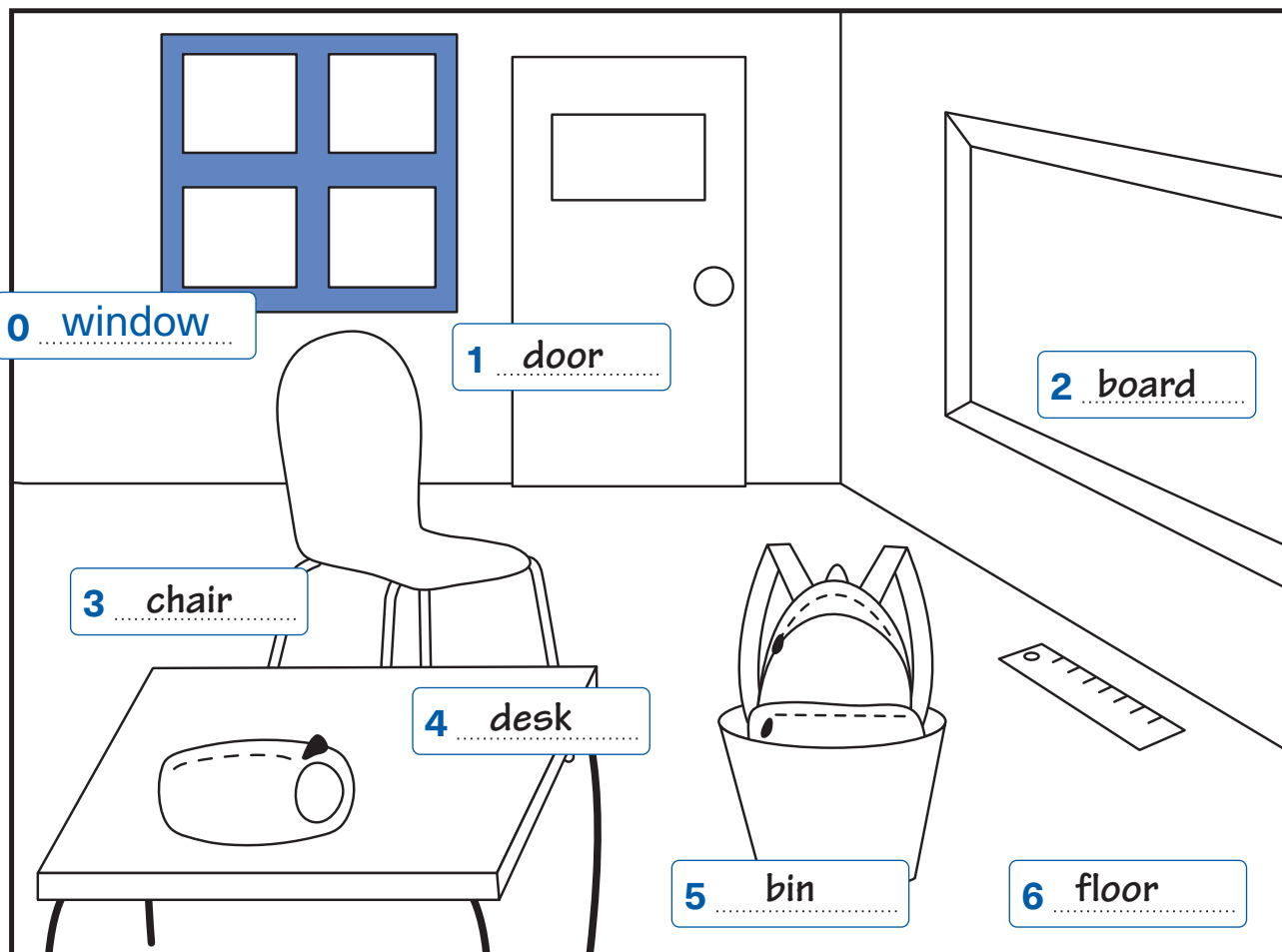
4 *There isn't* a desk.



1 Scrivi le parole al posto giusto. Poi ascolta e colora.



desk • chair • door • window • bin • floor • board



2 Osserva di nuovo il disegno e completa le frasi. Poi ascolta e controlla.



0 Where is the chair?
It's near the desk.

1 Where is the door?
It's next to the window.

2 Where is the ruler?
It's under the board.

MEMO

in: in, dentro
under: sotto
on: su, sopra
near: vicino
next to: accanto a


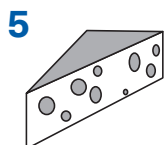




3 Where is the schoolbag?
It's in the bin.

4 Where is the pencil case?
It's on the desk.

FOOD IS GOOD!

- 1** Scrivi il numero del disegno accanto alla parola giusta.
 Poi ascolta e controlla.



..... **0** **A** milk

..... **7** **B** meat

..... **8** **C** apples

..... **1** **D** fish

..... **5** **E** cheese

..... **3** **F** tomatoes

..... **4** **G** rice


..... **2** **H** chips

..... **6** **I** water

- 2** Osserva e indica
 con una **X** la risposta
 corretta. Ascolta
 e controlla.

MEMO

Alcuni nomi di cibi non cambiano
 al plurale: **milk**, **cheese**, **meat**,
rice...



0 Do you like tomatoes?

☒ Yes, I do. ☐ No, I don't.




1 Do you like cake?

☒ Yes, I do.
☐ No, I don't.




2 Do you like milk?

☐ Yes, I do.
☒ No, I don't.



3 Do you like fish?


☐ Yes, I do.
☒ No, I don't.



4 Do you like cheese?


☒ Yes, I do.
☐ No, I don't.

1 Osserva i disegni, completa le frasi e colora.



0 The small blue chair
is under the board.


1 The big yellow chair
is near the board.



2 The long orange ruler
is in the bin.

3 The short green ruler
is on the desk.

2 Osserva i disegni e completa
i fumetti con: *Do you like,*
Yes, I do o *No, I don't.*



3 Osserva il disegno e colora
le parole giuste.



0 I'm a boy girl .

1 I'm at home in the classroom .

2 I'm in my bedroom the kitchen .

3 What can I drink eat ?

4 I can drink cold water milk .

NOW, IT'S UP TO YOU!

1 Disegnati e completa la descrizione.


Hello! I'm

I'm years old.

I've got eyes and hair.

I can I can't

I like I don't like



2 What can you do? Leggi le domande e rispondi:

Yes, I can 👍 oppure
No, I can't 🙅.

1 Can you fly?


2 Can you climb?

3 Can you run?

4 Can you jump?

5 Can you swim?

3 Disegna il volto di un membro della tua famiglia. Chi è? Che emozione esprime?



Who is he / she?

He / She is
my

He / She is
.....
today.

4 Rispondi alle domande sulla tua casa, poi disegna.

1 Is there a garden?

2 Is there a garage?

3 Are there stairs?

4 Are there bedrooms?

5 Is there a door?

6 Is there an attic?

7 Are there pets?



WORDLIST

afternoon pomeriggio
angry arrabbiato
apple mela
arm braccio
attic soffitta, mansarda
aunt zia
ball palla
bathroom bagno
bed letto
bedroom stanza da letto
big grande
bike bicicletta
bin cestino
bird uccello
black nero
blue blu
board lavagna
body corpo
book libro
bored annoiato
brother, bro fratello
brown marrone
cake torta
calf vitello
cat gatto
chair sedia
cheese formaggio
chick pulcino
chips patatine fritte
climb arrampicarsi
cold freddo
cousin cugino/a
cow mucca
crazy pazzo
dad, daddy papà, babbo
desk banco, scrivania
dog cane
doll bambola
donkey asino
door porta
drink bere
duck anatra
duckling anatroccolo
ear orecchio
eat mangiare
empty vuoto
evening sera

eye occhio
feet piedi
fish pesce
floor pavimento
fly volare
foal puledro
full pieno
garden giardino
goat capra
grandad, grandfather nonno
grandma, grandmother nonna
green verde
grey grigio
guinea pig porcellino d'India
hair capelli
hamster criceto
hand mano
happy felice
head testa
hear sentire
hen gallina
horse cavallo
hot accaldato
house casa
jump saltare
kitchen cucina
leg gamba
living room soggiorno, salotto
long lungo
meat carne
milk latte
morning mattino
mouth bocca
mum, mummy mamma
near vicino
next to accanto a
night notte
nose naso
on su, sopra
open aprire
orange arancione
pen penna
pencil matita
pencil case astuccio portamatite
pet animale domestico
pig maiale
piglet maialino

point indicare
purple viola
rabbit coniglio
read leggere
red rosso
rice riso
rooster gallo
rubber gomma
ruler righello
run correre
sad triste
scared spaventato
schoolbag zaino
see vedere
shake scuotere
sharpener temperino
sheep pecora
short corto
sing cantare
sister sorella
small piccolo
smell odorare
soft toy peluche
stairs scale
stamp your feet battere i piedi
stand up alzarsi
surprised sorpreso
swim nuotare
tail coda
taste gustare
tired stanco
tomato pomodoro
tortoise tartaruga
touch toccare
toy giocattolo
toy car macchinina
turkey tacchino
uncle zio
under sotto
wave your arms agitare le braccia
white bianco
window finestra
write scrivere
yellow giallo