



Nome ..... Classe ..... Data .....

## LUNGO O CORTO

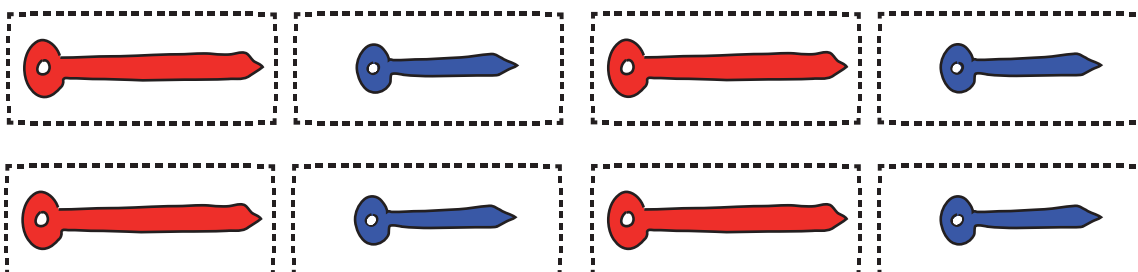
- RITAGLIA E INCOLLA LE LANCETTE LUNGHE SOTTO AL TRENO LUNGO E QUELLE CORTE SOTTO AL TRENO CORTO.



--	--	--	--



--	--	--	--



DISCRIMINARE IN BASE ALLA LUNGHEZZA.

Nome ..... Classe ..... Data .....

## DISTINGUERE I NUMERI/1

- RITAGLIA OGNI NUMERO SOTTO LA RIGA ROSSA E INCOLLALO SU QUELLO UGUALE.



APPAIARE I NUMERI DA 1 A 6.

Nome ..... Classe ..... Data .....

## DISTINGUERE I NUMERI/2

- RITAGLIA OGNI NUMERO SOTTO LA RIGA ROSSA E INCOLLALO SU QUELLO UGUALE.

**5**

**10**

**15**

**20**

**25**

**30**

**5**

**10**

**15**

**20**

**25**


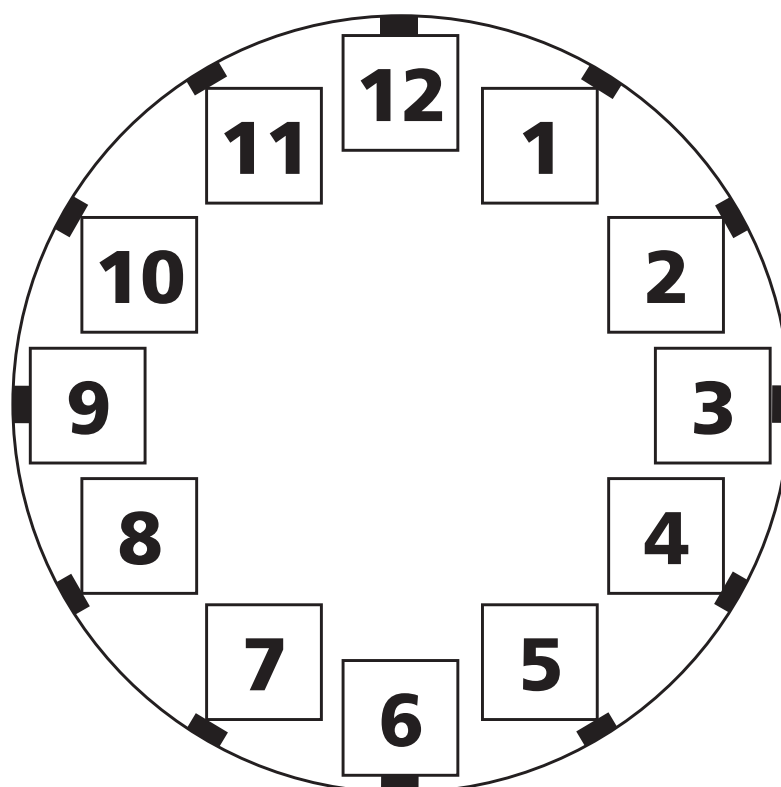
**30**

APPAIARE I NUMERI DA 5 A 30 DI CINQUE IN CINQUE.

Nome ..... Classe ..... Data .....

## METTERE SOPRA


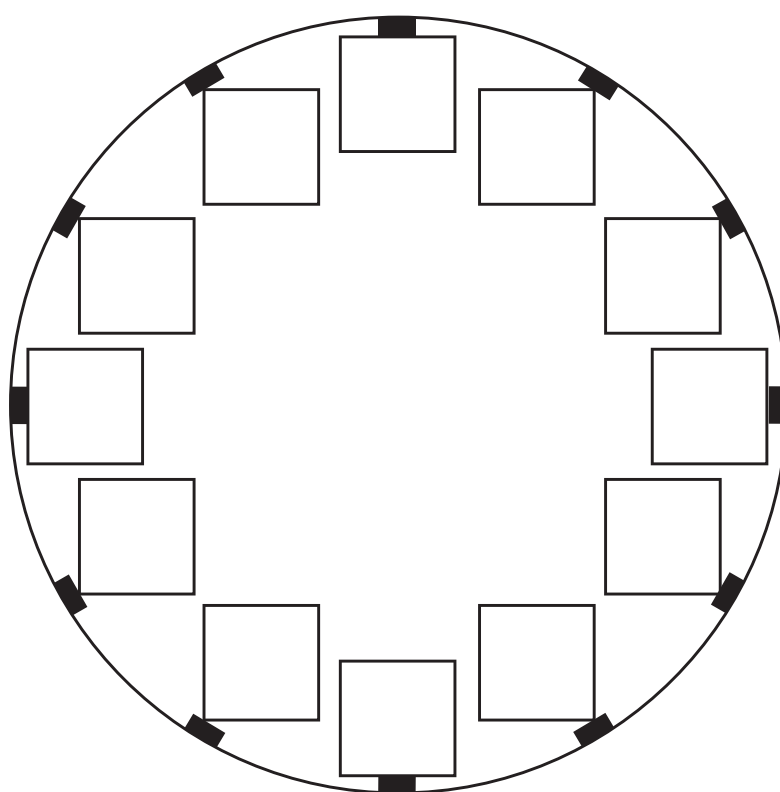
- RITAGLIA I NUMERI SOTTO LA LINEA ROSSA E INCOLLALI SU QUELLI UGUALI NELL'OROLOGIO.



Nome ..... Classe ..... Data .....

## METTERE I NUMERI AL POSTO GIUSTO

- RITAGLIA I NUMERI SOTTO LA LINEA ROSSA E INCOLLALI NEI QUADRATINI CORRISPONDENTI DELL'OROLOGIO.

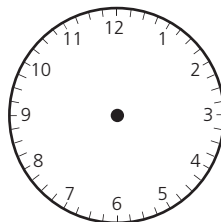


Nome ..... Classe ..... Data .....

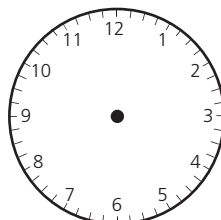
## DISEGNARE L'ORA

- DISEGNA LE LANCETTE IN BASE ALL'ORA INDICATA.

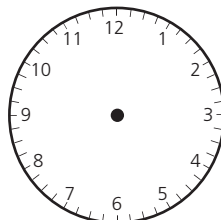
**8 in punto** →



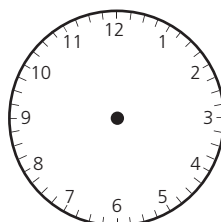
**10 e 5 minuti** →



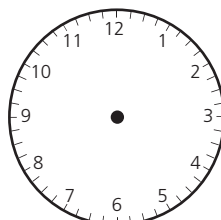
**5 e 15 minuti** →



**6 e 30 minuti** →



**7 e 45 minuti** →




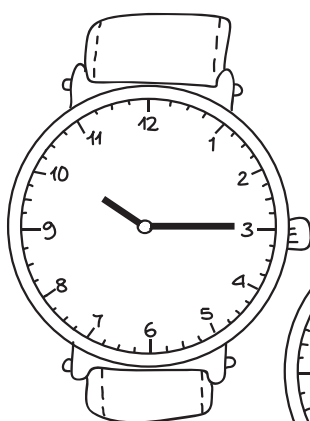



COLLOCARE L'ORA E I MINUTI SULL'OROLOGIO.

Nome ..... Classe ..... Data .....

## CERCARE L'ORARIO UGUALE


- UNISCI CON UNA LINEA GLI ORARI UGUALI.




Nome ..... Classe ..... Data .....

## SCEGLIERE L'ORA GIUSTA


- FAI UN CERCHIO INTORNO ALL'ORARIO GIUSTO.




12:00  
3:00  
5:00



1:30  
12:30  
6:00



8:00  
6:30  
9:00



12:30  
10:00  
9:00