

Nome Classe Data

THE GINGERBREAD MAN VIDEO

- Listen, read and put T (true) or F (false).

1. The old woman makes a Gingerbread Man with:

FLOUR ☒ MILK ☐ BUTTER ☐ SUGAR ☐ EGGS ☐ OIL ☐

2. The Gingerbread Man sings:

"RUN, RUN, RUN, AS FAST AS YOU CAN AND YOU CAN CATCH ME! I'M THE GINGERBREAD MAN!" ☐

"RUN, RUN, RUN, AS FAST AS YOU CAN. YOU CAN'T CATCH ME! I'M THE GINGERBREAD MAN!" ☐

3. The cow says:

"I'M HUNGRY" ☐

"YOU LOOK GOOD TO EAT" ☐

4. The horse says:

"YOU LOOK GOOD TO EAT" ☐

"STOP HERE, GINGERBREAD MAN. I'VE GOT SOMETHING TO TELL YOU" ☐

5. The fox follows the Gingerbread Man:

TO THE LAKE, THROUGH THE WOODS ☐

TO THE RIVER, THROUGH THE WOODS ☐

6. The Gingerbread man:

SWIMS WITH THE FOX ☐

JUMPS ON THE FOX'S TAIL ☐

Nome Classe Data

THE GINGERBREAD MAN STORY

• Read and work in groups. Read the story and prepare a book. Draw, write the sentences under the pictures and the dialogues in the balloons. You can add new dialogues.

1. ONE DAY AN OLD WOMAN DECIDES TO COOK SOMETHING SPECIAL FOR HER HUSBAND. SHE MAKES A GINGERBREAD MAN WITH FLOUR, BUTTER, SUGAR AND EGGS.

2. SHE PUTS HIM IN THE OVEN AND WAITS. THEN THE OLD WOMAN HEARS A LITTLE VOICE.

"Let me out, let me out!" says the Gingerbread Man.

3. THE OLD WOMAN OPENS THE OVEN AND THE GINGERBREAD MAN JUMPS OUT AND RUNS AWAY. THE OLD WOMAN AND HER HUSBAND RUN AFTER HIM.

"Come here, come here!" the Old woman and her Husband say.

"Run, run, run, as fast as you can. You can't catch me, I'm the Gingerbread Man!" sings the the Gingerbread Man.

4. THE GINGERBREAD MAN MEETS A COW.

"You look good to eat!" says the Cow.

"Run, run, run, as fast as you can. You can't catch me, I'm the Gingerbread Man!" sings the Gingerbread Man.

5. THEN THE GINGERBREAD MAN MEETS A HORSE.

"You look good to eat!" says the Horse. "Run, run, run, as fast as

you can. You can't catch me, I'm the Gingerbread Man!" sings the Gingerbread Man.

6. ON HIS WAY THE GINGERBREAD MAN MEETS A FOX.

"Stop here, Gingerbread Man. I've got something to tell you!" says the Fox.

"Run, run, run, as fast as you can. You can't catch me, I'm the Gingerbread Man!" sings the Gingerbread Man.

7. THE FOX IS VERY FAST. SHE FOLLOWS THE GINGERBREAD MAN TO THE RIVER, THROUGH THE WOOD... THE GINGERBREAD MAN AND THE FOX CROSS THE RIVER TOGETHER.

"I want to help you to cross the river" says the Fox. "Jump on my tail, so you don't get wet!"

8. THEN THE FOX HAS AN IDEA.

"Can you sit on my back? You are too heavy for my tail!" says the Fox.

9. THEN THE FOX SAYS... *"Can you jump on to my nose?"*

10. THE FOX THROWS THE GINGERBREAD MAN UP IN THE AIR AND EATS HIM IN ONE BIG GULP.

"You are delicious, Gingerbread Man!" says the Fox.

AND THIS IS THE END OF THE GINGERBREAD MAN.

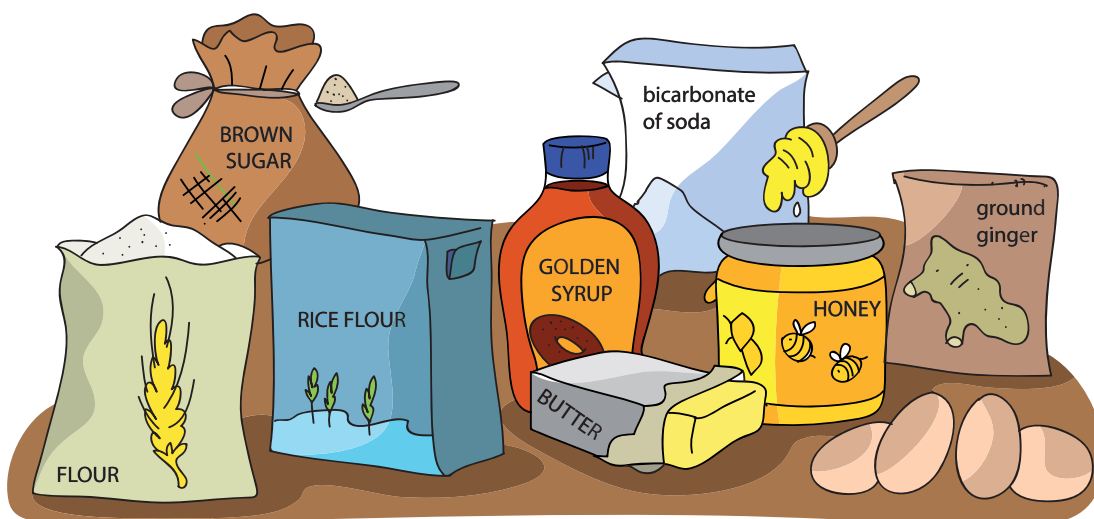
Nome Classe Data



GINGERBREAD MEN RECIPE/1



- Gingerbread Men are delicious! They are very good biscuits! You can prepare some Gingerbread Men for your class and use different recipes.



Gingerbread men (standard recipe)

Ingredients

350 g flour
(plus extra for rolling out)
175 g brown sugar
(plus extra for decorating)
125 g butter
1 egg
4 tablespoons of golden syrup
(or honey)
1 teaspoon of bicarbonate of soda
1 ½ teaspoon of ground ginger
To decorate: raisins, cranberries
chocolate chips, brown sugar
(makes 1 dozen biscuits)

Gingerbread men (gluten free recipe)

Ingredients

350 g rice flour
(plus extra for rolling out)
175 g brown sugar
(plus extra for decorating)
125 g butter
1 egg
4 tablespoons of golden syrup
(or honey)
1 teaspoon of bicarbonate of soda
1 ½ teaspoon of ground ginger
To decorate: raisins, cranberries
chocolate chips, brown sugar
(makes 1 dozen biscuits)

Nome Classe Data



GINGERBREAD MEN RECIPE/2









- Work in pairs and complete the tables.
(Partner A completes table A, partner B completes table B.
Then compare the results and complete the other table)

Table A

To prepare 24 gingerbread men
(standard recipe) you need:

Table B

To prepare 24 gingerbread men
(gluten free recipe)

.....g flour (togli plain)g rice flour
.....g brown sugarg brown sugar
.....g butterg butter
.....eggseggs
.....tablespoons of golden syrup/honey tablespoons of golden syrup/honey 
.....teaspoons bicarbonate of soda teaspoons bicarbonate of soda 
.....teaspoons ground ginger teaspoons ground ginger 

Nome Classe Data

RECIPE FOR YOUR CLASS

- For the gingerbread biscuits the parents buy: golden syrup, bicarbonate of soda, ground ginger.
- For the other ingredients you need to go to the school canteen and collect the right box for your class. Which one do you choose? Box A, B or C?

Read, calculate and choose the box.

Box A

1 bag of flour (1 Kg)
1 bag of rice flour (1 Kg)
1 small bag of brown sugar ($\frac{1}{2}$ Kg)
5 small packets of butter (100 g each)
1 small carton of eggs (4 eggs)

Box B

1 bag of flour (1 Kg)
1 bag rice flour (1 Kg)
2 small bags of brown sugar ($\frac{1}{2}$ Kg each)
1 packet of butter (250 g) and
2 small packets (100 g each)
1 small carton of eggs (4 eggs)

Box C

1 bag of flour (1 kg)
2 small bags rice flour ($\frac{1}{2}$ Kg each)
1 bag of brown sugar (1 kg)
2 packets of butter (250 g each)
1 small carton of eggs (4 eggs)

I choose box

- Work in groups and compare the results.
- After group work
I choose box

Nome Classe Data

GINGER PARTY

- Read and complete the text. Write the missing words. Then prepare and decorate an invitation card.

***Gingerbread Party:
storybooks, games and recipes!***

Date:

Time:

Come to the Gingerbread and visit the Gingerbread Man exhibition.

You can read, play and if you want to cook Ginger biscuits you can have two: one standard and one gluten recipe.

To prepare Gingerbread Man biscuits you need,
.....,,,
..... You can decorate Gingerbread biscuits with
.....

Gingerbread biscuits are