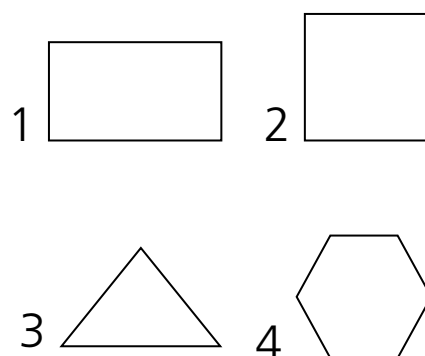
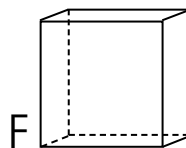
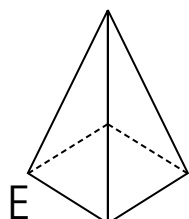
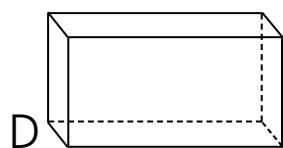
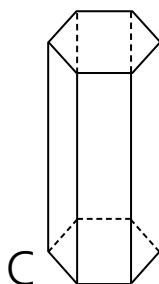

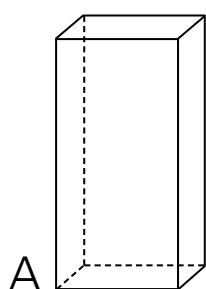


Nome Classe Data

CACCIA ALLA FIGURA

- Associa ogni solido alla figura piana che rappresenta la sua base, scrivendo la coppia lettera-numero (per esempio A2) sui puntini.



- Osserva e completa la seguente tabella.

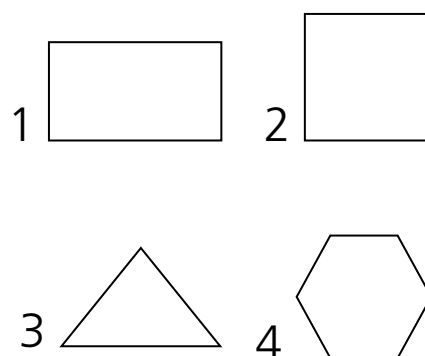
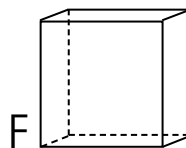
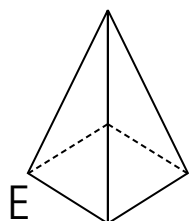
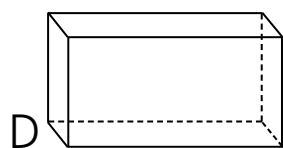
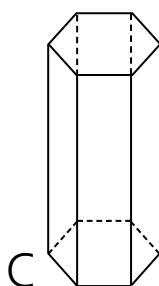

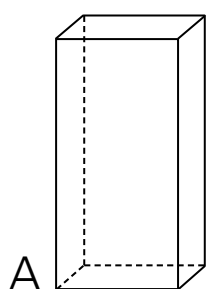
POLIGONO							
numero di lati							
numero di angoli							
numero di vertici							
nome figura							

RICONOSCERE E DENOMINARE FIGURE PIANE E SOLIDE.

Nome Classe Data

CACCIA ALLA FIGURA

- Associa ogni solido alla figura piana che rappresenta la sua base, scrivendo la coppia lettera-numero (per esempio A2) sui puntini.



.....A1, B3, C4, D1, E2, F2.....

- Osserva e completa la seguente tabella.

POLIGONO							
numero di lati	4	3	6	4	4	3	5
numero di angoli	4	3	6	4	4	3	5
numero di vertici	4	3	6	4	4	3	5
nome figura	trapezio	triangolo	esagono	quadrato	parallelogramma	triangolo	pentagono

RICONOSCERE E DENOMINARE FIGURE PIANE E SOLIDE.